

Scaled data based on original data using
LM-79-08 Approved Method: Electrical and Photometric Measurements of Solid-
State Lighting Products

Test Report Prepared for
Cooper Lighting Solutions
(formerly Eaton)

Brand: INVUE

Report Number: P141219

Luminaire Tested: **ECM-E01-LED-E1-SL4-7030**

Issue Date: 03/03/2020

Test Information

Test Method: LM-79-08
Report Number: P141219
REPORT IS SCALED FROM IESNA LM-79-08 TEST DATA (P33692)
Test Lab: INNOVATION CENTER-P3
Issue Date: 03/03/2020
Manufacturer: COOPER LIGHTING SOLUTIONS (FORMERLY EATON)
Product Line: INVUE
Catalog Number: ECM-E01-LED-E1-SL4-7030
Description: EPIC CLASSICAL MEDIUM DECORATIVE LED LUMINAIRE
(1) LIGHTBARS WITH AccuLED OPTICS - TYPE 4 W/ SPILL LIGHT CONTROL
Light Source: (21) 3000K CCT, 70 CRI LEDs
Ballast/Driver: -

Summary

Lumens per Lamp: N/A
Luminaire Lumens: 2578.8 lumens
Efficiency: N/A
Efficacy: 104.4 lumens/watt
Luminous Opening: Rectangular (W 0.17' x L: 1' x H: 0')
IES Classification: Type IV - Short - Semi-Cutoff
BUG Rating: B1 - U0 - G1

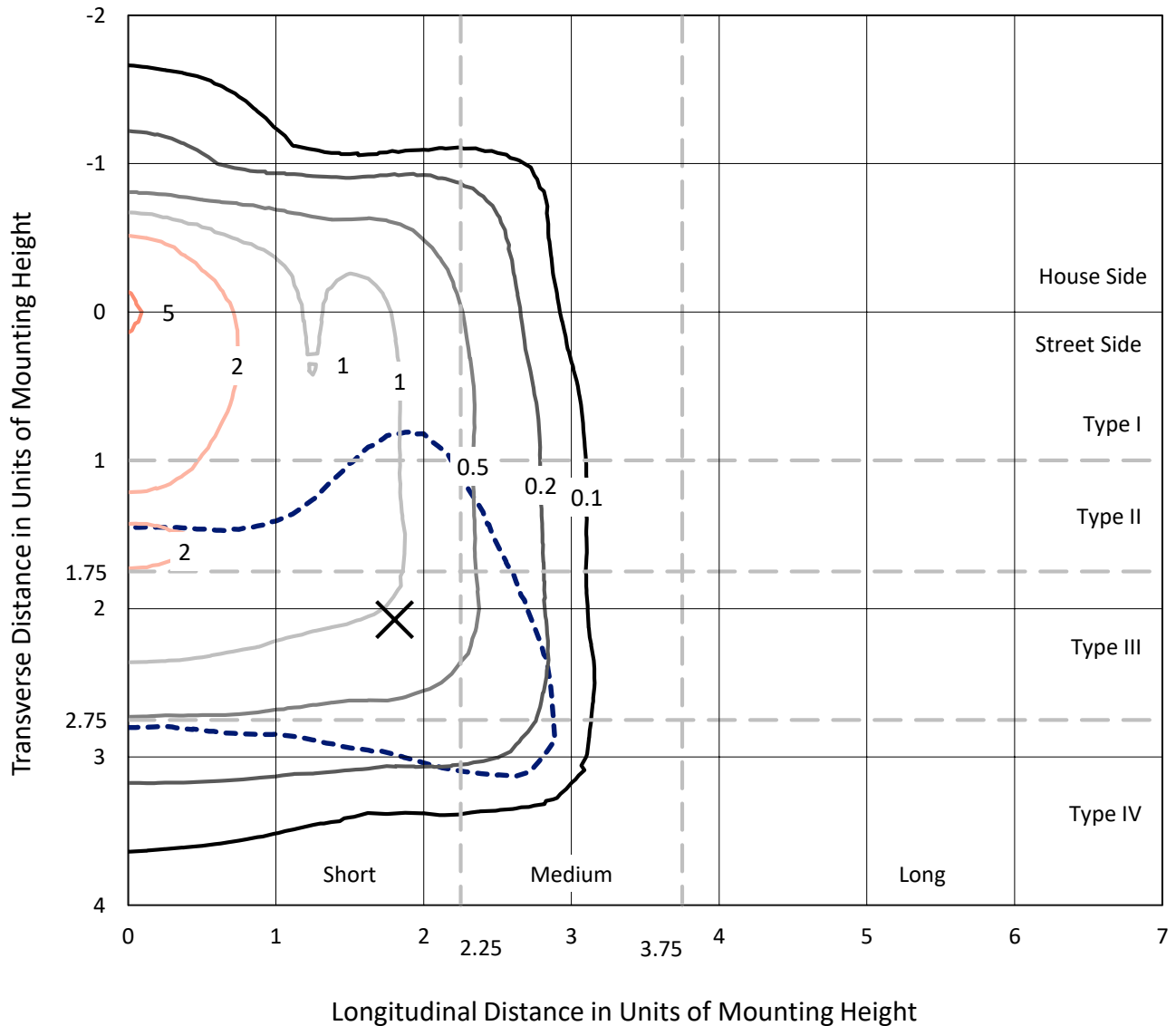
Input Watts (W): 24.7
Input Voltage (V): NR
Input Current (Ain): NR
Voltage Rise (V): NR
Power Factor: NR
Total Harmonic Distortion (THDi): NR
Frequency (hertz): 60
Stabilization Time: NR
Operation Time: NR
Ambient Temperature (°C): NR
Test Distance: 25 FT



REPORT NUMBER: P141219
 CATALOG NUMBER: ECM-E01-LED-E1-SL4-7030

Iso-Footcandle Lines of Horizontal Illumination

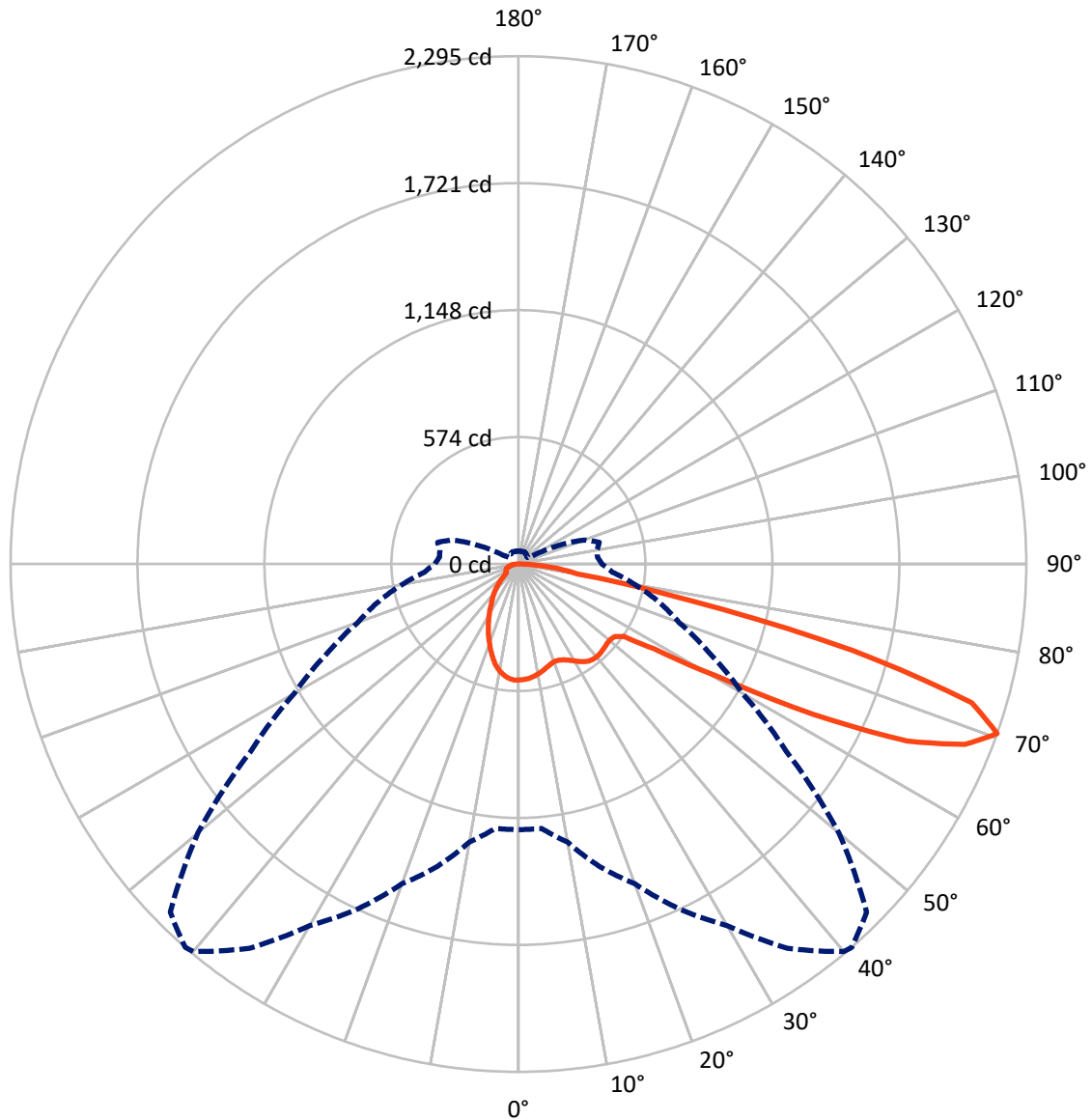
✕ Max cd
 - - - 1/2 Max cd



Based on 10 foot mounting height. Maximum calculated value = 5.2 fc
 Type IV - Short - Semi-Cutoff

REPORT NUMBER: P141219
CATALOG NUMBER: ECM-E01-LED-E1-SL4-7030

Luminous Intensity Polar Plot



— Vertical Plane Through 41-Deg Lateral - - - Horizontal Cone Through 70-Deg Vertical

REPORT NUMBER: P141219

CATALOG NUMBER: ECM-E01-LED-E1-SL4-7030

FLUX DISTRIBUTION:

		Downward	Upward	Total
House Side	Lumens	553.3	0.0	553.3
	% Fixture	21.5	0.0	21.5
Street Side	Lumens	2025.5	0.0	2025.5
	% Fixture	78.5	0.0	78.5
Total	Lumens	2578.8	0.0	2578.8
	% Fixture	100.0	0.0	100.0

Coefficient of Utilization

ZONAL LUMENS:

Zone	Lumens	% Fixture
0°-10°	48.8	1.9
10°-20°	130.7	5.1
20°-30°	188.9	7.3
30°-40°	240.5	9.3
40°-50°	283.4	11.0
50°-60°	433.6	16.8
60°-70°	805.9	31.3
70°-80°	389.0	15.1
80°-90°	58.1	2.3
90°-100°	0.0	0.0
100°-110°	0.0	0.0
110°-120°	0.0	0.0
120°-130°	0.0	0.0
130°-140°	0.0	0.0
140°-150°	0.0	0.0
150°-160°	0.0	0.0
160°-170°	0.0	0.0
170°-180°	0.0	0.0
0°-90°	2578.8	100.0
0°-180°	2578.8	100.0



REPORT NUMBER: P141219

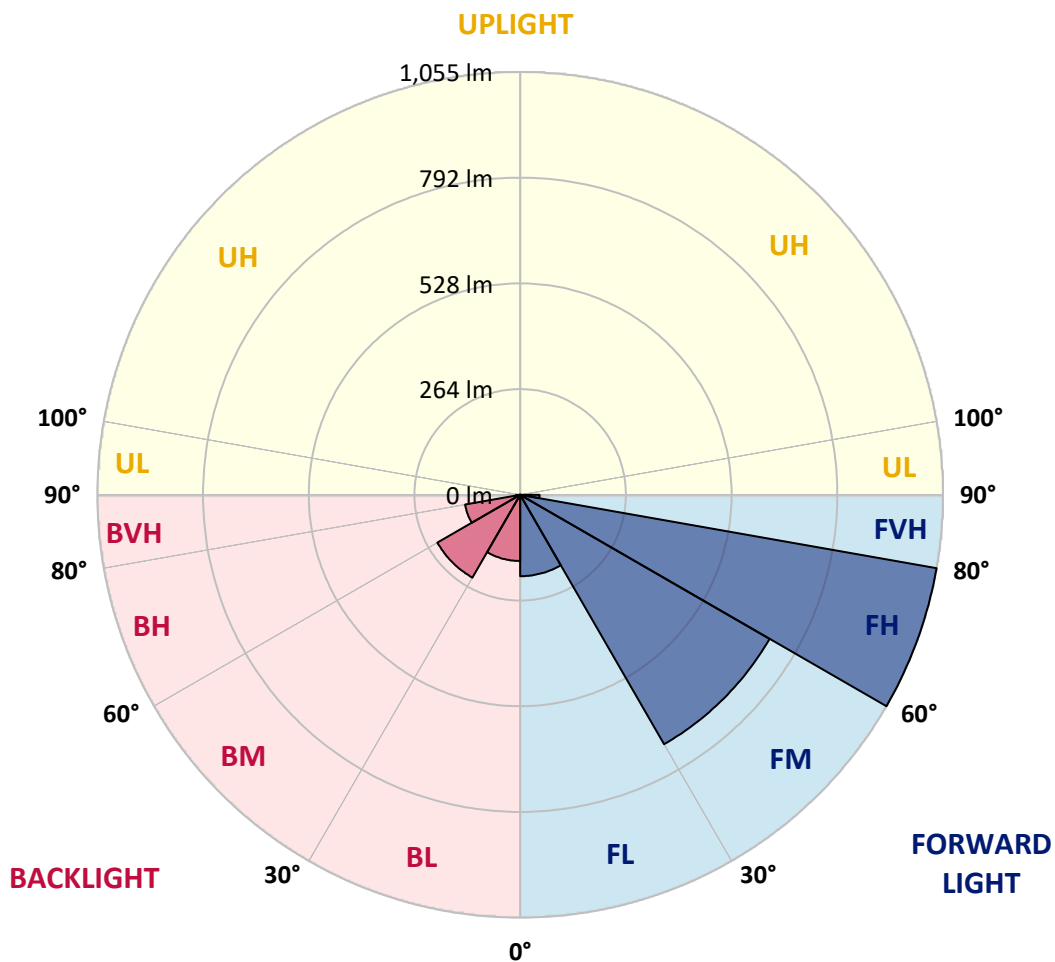
CATALOG NUMBER: ECM-E01-LED-E1-SL4-7030

LUMINAIRE CLASSIFICATION SYSTEM LUMEN TABLE AND BUG RATING:

Zone		Lumens	% Fixture	Zone Rating/Lumen Limit		
				B	U	G
FL	(0°-30°)	203.1	7.9			
FM	(30°-60°)	718.8	27.9			
FH	(60°-80°)	1055.4	40.9			G1/1800
FVH	(80°-90°)	48.3	1.9			G1/100
BL	(0°-30°)	165.3	6.4	B1/500		
BM	(30°-60°)	238.7	9.3	B1/1000		
BH	(60°-80°)	139.5	5.4	B1/500		G1/500
BVH	(80°-90°)	9.8	0.4			G0/10
UL	(90°-100°)	0.0	0.0		U0/0	
UH	(100°-180°)	0.0	0.0		U0/0	

BUG Rating: B1-U0-G1

Type IV Short





REPORT NUMBER: P141219

CATALOG NUMBER: ECM-E01-LED-E1-SL4-7030

CANDELA DISTRIBUTION (FULL):

	0°	5°	10°	15°	20°	25°	30°	35°	40°	41°	45°
0°	524.0	524.0	524.0	524.0	524.0	524.0	524.0	524.0	524.0	524.0	524.0
2.5°	524.0	524.6	524.3	523.7	523.0	523.3	523.0	522.7	522.7	522.4	522.1
5°	521.5	522.7	521.8	521.2	520.3	520.3	520.0	519.4	518.8	518.5	517.9
7.5°	516.3	517.6	517.0	516.3	515.4	514.8	513.6	513.0	512.4	512.1	511.2
10°	509.3	510.0	509.3	508.1	507.5	507.2	506.6	505.4	504.2	503.6	502.6
12.5°	500.2	500.5	499.9	499.3	498.4	498.4	497.5	496.6	494.7	494.1	492.0
15°	492.3	491.4	490.8	490.5	490.2	488.6	488.9	487.4	484.4	483.5	481.0
17.5°	490.2	489.3	488.9	488.0	487.4	485.6	483.8	480.7	475.6	474.6	471.0
20°	496.3	496.3	495.3	494.7	493.8	490.5	486.5	480.7	471.3	469.2	464.6
22.5°	510.9	509.3	508.7	508.7	508.4	503.6	496.3	487.1	474.6	471.9	464.0
25°	533.7	531.0	531.9	531.6	531.0	524.0	513.3	500.2	483.2	479.5	469.2
27.5°	560.8	561.4	561.1	559.9	558.1	550.4	535.2	517.6	496.3	492.6	479.2
30°	589.1	589.7	591.5	590.6	589.4	577.8	559.0	539.8	513.9	509.0	492.6
32.5°	622.0	624.1	625.6	625.9	621.1	605.2	583.0	558.7	531.3	526.4	506.0
35°	660.0	658.8	661.6	660.4	651.8	630.2	602.8	573.9	545.9	539.5	517.6
37.5°	698.4	699.9	697.2	692.0	678.6	650.3	616.5	583.9	552.9	546.8	524.0
40°	735.6	734.6	728.2	719.4	699.3	663.1	624.1	588.5	555.3	548.9	525.5
42.5°	763.3	760.8	751.1	736.8	710.9	669.2	626.3	588.5	553.8	547.1	523.3
45°	775.4	773.0	763.6	745.3	714.5	668.0	622.6	583.3	548.6	542.8	519.1
47.5°	775.4	774.5	764.2	746.5	713.6	664.6	617.1	576.9	543.4	537.7	515.4
50°	769.3	768.7	759.6	742.2	710.6	662.8	615.6	575.7	543.1	537.4	517.0
52.5°	789.7	785.8	776.3	756.3	721.9	670.4	623.2	581.8	550.4	544.7	523.7
55°	1037.9	1034.5	986.7	902.7	814.7	734.3	665.5	618.0	586.4	577.5	562.3
57.5°	1439.1	1434.3	1385.2	1308.8	1157.5	985.5	850.6	771.5	727.0	720.6	711.5
60°	1602.0	1600.2	1579.5	1548.4	1491.2	1402.3	1276.9	1145.3	1043.0	1026.6	1027.8
62.5°	1695.5	1690.9	1680.9	1673.3	1653.8	1617.5	1594.1	1557.3	1507.6	1496.4	1425.1
65°	1747.8	1747.2	1752.7	1759.1	1757.9	1768.9	1780.7	1851.1	1933.6	1929.9	1854.7
67.5°	1669.9	1675.1	1703.7	1747.5	1793.5	1842.2	1933.0	2073.9	2175.9	2175.9	2109.8
70°	1200.4	1199.5	1275.6	1414.5	1538.1	1720.1	1887.3	2119.6	2286.4	2295.2	2225.2
72.5°	719.4	736.2	783.0	846.1	951.1	1171.5	1482.4	1899.8	2132.7	2142.1	2058.4
75°	505.4	492.9	491.1	494.7	512.7	566.9	738.0	1166.0	1546.0	1560.6	1479.6
77.5°	323.3	320.6	321.8	325.8	326.7	331.9	340.1	399.7	716.7	786.7	783.0
80°	278.9	278.0	278.3	273.7	264.9	261.5	271.9	263.7	256.0	266.7	252.1
82.5°	186.9	190.3	195.8	203.1	220.7	226.8	223.5	221.9	197.9	192.4	170.8
85°	138.5	136.7	138.8	138.8	134.3	129.7	133.0	129.7	114.8	107.5	95.0
87.5°	74.9	75.2	81.3	83.7	83.4	71.2	58.8	50.8	46.0	42.6	35.9
90°	0.0	0.0	0.0	0.0	0.0	0.0	0.0	0.0	0.0	0.0	0.0



REPORT NUMBER: P141219

CATALOG NUMBER: ECM-E01-LED-E1-SL4-7030

CANDELA DISTRIBUTION (continued):

	50°	55°	60°	65°	70°	75°	80°	85°	90°	95°	100°
0°	524.0	524.0	524.0	524.0	524.0	524.0	524.0	524.0	524.0	524.0	524.0
2.5°	522.4	521.5	521.8	521.8	521.5	522.1	521.2	520.9	521.2	521.2	521.2
5°	517.3	516.0	516.0	515.7	515.1	515.1	513.9	513.6	513.0	513.9	513.3
7.5°	510.0	508.1	506.6	505.4	504.8	503.9	502.3	501.7	501.1	500.8	500.2
10°	501.1	499.0	495.9	493.5	492.3	489.9	488.0	485.6	485.6	484.4	483.2
12.5°	490.5	487.4	484.4	481.0	478.9	475.6	472.5	469.8	467.6	464.9	463.1
15°	479.8	475.2	471.9	468.5	464.6	460.0	456.4	452.1	448.2	443.9	442.7
17.5°	468.2	464.6	461.5	457.6	453.3	447.8	443.0	436.0	431.1	425.9	422.0
20°	460.6	456.4	453.0	449.4	444.8	438.4	432.0	424.1	416.8	409.2	403.4
22.5°	456.7	449.7	446.6	443.3	438.7	431.7	424.4	414.7	405.5	395.5	386.3
25°	458.2	448.8	442.7	439.0	435.1	428.1	418.6	407.7	397.3	384.5	374.2
27.5°	464.9	452.1	442.7	436.6	432.3	425.0	415.3	402.8	390.3	376.9	364.4
30°	473.7	457.6	445.4	436.6	430.2	422.3	411.6	398.2	384.5	369.6	355.3
32.5°	483.8	464.0	449.4	437.2	426.8	416.8	405.8	391.8	377.5	361.7	347.7
35°	491.7	468.9	452.1	436.0	422.3	409.8	397.0	383.9	369.6	354.7	339.8
37.5°	496.3	471.9	452.1	431.7	415.0	401.9	388.5	375.7	362.0	347.4	334.3
40°	498.1	473.1	450.3	426.8	407.4	392.4	380.0	366.9	354.7	341.9	330.3
42.5°	497.2	472.2	447.8	422.3	401.3	385.1	371.4	359.3	349.2	338.5	328.8
45°	493.5	469.2	445.4	420.1	399.1	382.7	368.7	357.1	347.7	337.9	330.3
47.5°	490.5	467.9	446.9	425.3	405.2	388.5	373.3	360.5	352.6	344.9	340.1
50°	492.9	471.3	450.3	429.9	410.4	393.3	377.8	365.9	361.4	360.2	358.6
52.5°	499.6	478.3	460.6	446.3	437.5	431.1	415.3	412.5	408.6	406.4	401.3
55°	543.1	534.3	550.1	567.5	570.5	589.7	597.3	597.9	591.2	567.5	512.1
57.5°	720.3	742.2	748.9	789.1	800.1	791.6	780.0	779.4	758.7	727.3	646.7
60°	1037.0	1025.4	1011.1	984.9	960.2	933.7	897.2	869.2	842.7	794.6	709.7
62.5°	1368.2	1267.4	1194.1	1118.9	1058.0	1004.7	951.7	906.7	863.7	797.1	706.0
65°	1655.6	1450.4	1301.5	1188.6	1094.2	1016.3	945.9	884.4	830.2	746.8	654.6
67.5°	1842.5	1547.5	1325.0	1156.3	1023.0	923.7	820.2	723.1	669.8	602.5	555.6
70°	1890.3	1479.0	1168.5	952.3	772.7	654.3	532.2	426.2	377.2	358.3	359.9
72.5°	1705.2	1169.1	828.4	605.9	474.3	376.0	305.7	235.0	183.6	154.1	150.4
75°	1114.0	650.6	393.3	274.0	218.0	173.5	136.7	115.1	99.3	80.1	67.0
77.5°	421.1	247.8	176.6	144.0	106.6	74.3	57.8	48.7	44.8	43.5	39.3
80°	215.9	172.0	123.0	81.0	56.6	45.4	38.1	32.3	29.8	28.6	29.2
82.5°	145.5	108.4	67.9	48.7	39.3	33.8	26.8	22.5	20.1	19.8	21.3
85°	81.0	54.2	39.6	32.9	28.9	25.3	20.4	16.7	15.5	16.4	19.2
87.5°	25.3	25.0	18.0	14.6	15.2	13.1	9.7	7.3	7.3	9.4	13.4
90°	0.0	0.0	0.0	0.0	0.0	0.0	0.0	0.0	0.0	0.0	0.0



REPORT NUMBER: P141219

CATALOG NUMBER: ECM-E01-LED-E1-SL4-7030

CANDELA DISTRIBUTION (continued):

	105°	110°	115°	120°	125°	130°	135°	140°	145°	150°	155°
0°	524.0	524.0	524.0	524.0	524.0	524.0	524.0	524.0	524.0	524.0	524.0
2.5°	521.2	521.8	523.0	522.1	522.4	522.7	523.7	524.9	524.0	523.3	525.2
5°	513.9	513.9	515.4	514.8	516.0	517.3	517.9	520.0	519.4	518.8	521.2
7.5°	500.5	500.8	503.0	502.3	504.8	505.1	507.5	509.3	509.3	510.6	512.7
10°	483.5	483.5	485.3	485.6	487.1	488.3	491.1	494.4	495.0	497.2	500.2
12.5°	464.3	463.7	465.2	465.2	466.4	467.9	471.0	474.9	475.6	478.9	482.9
15°	440.5	439.6	439.0	439.6	440.2	440.5	445.1	449.1	451.5	455.2	459.1
17.5°	417.7	414.4	412.8	412.8	413.1	413.1	415.0	419.5	422.9	428.7	434.5
20°	397.3	391.5	389.4	384.5	383.6	381.5	383.0	388.2	394.3	398.8	403.4
22.5°	378.1	372.0	365.9	360.2	355.6	352.9	355.6	358.9	361.1	364.7	365.9
25°	363.5	353.5	344.9	335.8	330.9	328.5	328.2	327.9	326.1	325.5	325.5
27.5°	351.9	340.1	327.3	317.2	310.5	306.0	300.8	297.1	292.6	286.5	283.4
30°	342.2	329.4	315.4	303.5	295.0	286.2	275.5	267.3	259.1	251.8	245.4
32.5°	333.4	320.3	306.6	294.1	279.5	264.3	250.9	241.1	226.8	217.1	208.9
35°	326.7	313.6	300.8	284.4	264.3	244.8	227.4	213.1	198.5	185.7	174.8
37.5°	321.8	310.8	297.1	274.9	249.6	226.2	207.9	190.9	173.5	156.2	142.5
40°	320.3	310.8	293.5	264.6	235.6	210.4	189.4	168.4	149.2	130.6	116.6
42.5°	321.2	311.1	287.7	255.4	224.1	196.7	172.9	148.6	125.7	105.9	91.9
45°	324.5	311.1	281.6	245.4	213.4	184.2	155.9	127.0	100.5	84.6	78.5
47.5°	334.6	313.3	276.7	238.1	204.0	170.5	136.7	103.8	81.3	74.6	74.6
50°	350.1	319.7	276.1	232.6	193.3	154.7	113.0	81.9	71.9	71.5	73.4
52.5°	376.6	330.9	279.2	228.9	182.1	133.3	88.0	70.6	68.5	70.3	73.1
55°	428.1	350.7	283.4	222.2	163.2	104.4	72.2	67.0	67.9	70.0	72.5
57.5°	522.1	390.6	288.0	207.9	132.1	79.2	65.5	65.8	67.3	69.4	71.5
60°	587.0	439.9	297.1	183.9	98.3	65.5	62.7	65.2	67.0	68.5	70.3
62.5°	592.5	457.9	303.8	156.8	73.1	59.7	60.3	63.9	66.4	67.0	67.9
65°	559.6	434.8	284.7	129.4	60.6	56.6	58.8	62.1	64.5	64.8	65.8
67.5°	487.7	386.3	243.0	98.3	55.4	54.5	56.9	59.1	60.9	62.4	63.6
70°	377.8	315.4	195.5	76.4	51.5	51.1	53.3	55.7	57.5	59.1	60.9
72.5°	199.1	224.1	145.5	61.2	47.2	47.5	49.6	51.8	53.0	54.5	56.3
75°	61.8	95.0	89.8	49.0	42.0	43.2	44.4	46.3	48.4	49.3	50.2
77.5°	36.5	38.7	46.9	38.4	36.5	37.4	39.0	40.5	42.0	43.2	44.1
80°	29.5	30.1	30.4	30.4	30.4	31.7	32.9	35.0	36.2	36.8	37.1
82.5°	23.1	24.7	25.0	24.4	25.3	26.5	27.1	28.3	28.6	29.2	29.8
85°	19.2	18.9	19.5	19.8	18.6	18.6	18.0	18.0	19.2	21.3	21.6
87.5°	14.9	13.1	10.7	10.0	9.4	8.8	8.2	8.2	8.5	9.7	10.7
90°	0.0	0.0	0.0	0.0	0.0	0.0	0.0	0.0	0.0	0.0	0.0



REPORT NUMBER: P141219

CATALOG NUMBER: ECM-E01-LED-E1-SL4-7030

CANDELA DISTRIBUTION (continued):

	160°	165°	170°	175°	180°
0°	524.0	524.0	524.0	524.0	524.0
2.5°	525.2	524.9	525.5	526.4	525.8
5°	521.5	521.5	522.7	523.7	523.0
7.5°	514.2	514.5	516.3	517.6	517.0
10°	502.6	503.3	505.4	507.2	508.1
12.5°	485.3	487.4	490.2	492.0	492.0
15°	463.4	466.7	469.8	472.5	471.0
17.5°	438.4	442.4	446.3	447.8	446.3
20°	408.3	408.6	411.0	412.5	411.9
22.5°	367.2	365.9	367.2	367.8	368.7
25°	325.2	323.0	321.8	323.6	324.5
27.5°	282.2	279.2	280.1	278.0	275.5
30°	240.5	237.8	234.4	233.5	235.0
32.5°	203.7	196.7	193.9	188.8	190.9
35°	164.7	157.7	151.0	149.2	148.0
37.5°	132.7	124.2	116.0	113.3	112.6
40°	103.8	96.8	91.3	89.8	89.2
42.5°	84.3	81.3	80.4	80.4	80.7
45°	77.0	77.3	78.2	78.9	79.2
47.5°	75.5	76.7	77.9	79.2	79.5
50°	75.5	76.4	77.3	78.5	78.9
52.5°	74.9	75.8	76.1	76.7	77.3
55°	74.3	74.6	74.6	74.9	75.5
57.5°	72.8	73.1	72.5	72.8	74.0
60°	71.2	71.5	70.9	71.5	71.9
62.5°	69.1	69.1	68.8	69.1	69.4
65°	66.7	65.8	66.4	66.1	66.4
67.5°	63.6	62.4	62.1	62.1	62.4
70°	59.4	58.5	58.1	58.8	59.4
72.5°	54.2	54.8	55.7	56.6	58.1
75°	50.5	51.5	52.7	55.7	57.8
77.5°	45.4	45.1	46.3	49.6	52.7
80°	37.8	38.1	37.8	38.7	39.3
82.5°	28.9	28.6	27.7	27.7	27.1
85°	20.4	19.5	18.3	18.0	17.7
87.5°	10.4	11.0	10.0	9.1	9.1
90°	0.0	0.0	0.0	0.0	0.0

(END OF REPORT)